

WEB WISE KIDS


facebook 101

QUICK START GUIDE & SAFETY TIPS



TABLE OF CONTENTS

What is Facebook?.....	Page 3
What is So Great About Facebook?	Page 4
How it Works	Page 5
New Words You Want to Know	Page 6
What's Not So Great About Facebook?	Page 7
Personalize Facebook	Page 8
Change Settings	Page 9
Safety Considerations	Page 10
Making it Fun	Page 11
Contact Us	Page 12




FACEBOOK 101

WHAT IS FACEBOOK?

Facebook is a social networking website that is open to anyone over the age of 13 with a valid e-mail address. Facebook is free to use. Facebook allows people to connect and interact with other people in a convenient and organized way. Communicating with friends and other users can be done publicly or privately. Facebook let users to choose their own privacy settings and choose who can see what parts of their profile. Some people use Facebook strictly to talk to friends and family, while others use it to expand their social circle by seeking to meet people who share the same interests or have mutual friends.

Facebook helps you connect and share with the people in your life.





FACEBOOK 101

WHAT'S SO GREAT ABOUT FACEBOOK?

Facebook is fun, relatively easy to use, and a great tool for building and maintaining relationships.


Facebook can help you connect with people without needing to know their address, phone number, or email address or reveal yours.

Facebook makes it easy to share photos with your friends and family members without needing to email large file attachments.

Facebook gives you a lot of control over the information you post in your account and who has access to it. Facebook has a built-in safeguard for minors which blocks kids' posts from showing up on the Internet.

Facebook makes it easy to Unfriend people and Block people to keep offensive or threatening content at bay.

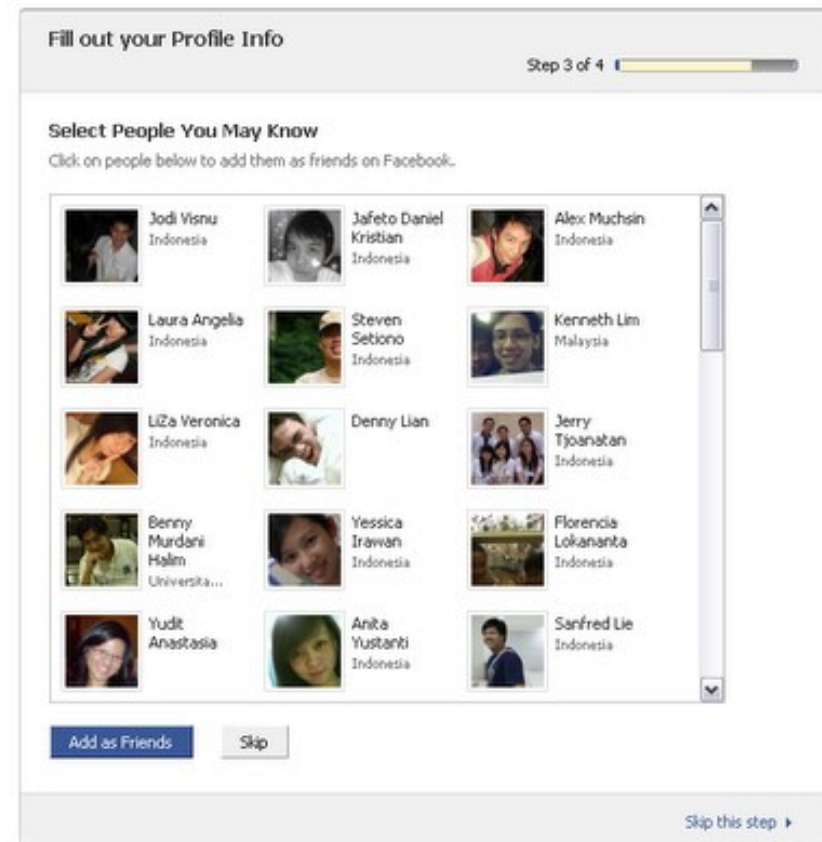





FACEBOOK 101

How It Works

- You create a free account on Facebook and post as much or as little information about yourself as you want
- You send “friend” invitations to people you want to keep in contact with
- People accept your invitations and get linked to your Facebook homepage
- You can post data on your Facebook homepage for your friends to see and you can see the data your friends want to share
- You can share information, upload pictures, look at your friend’s pictures, comment on your friend’s status, and even play games and do fun activities.
- Facebook has a helpful mini tutorial on the basics of using Facebook. Find it by clicking on Account, then Help Center, then “Getting Started” (on the far left).





FACEBOOK 101

WHAT'S NOT SO GREAT ABOUT FACEBOOK?


Facebook can be a tremendous time waster. For this reason, it is banned from many workplaces and school campuses.

Downloading applications may generate SPAM in your email inbox from the manufacturers of the applications.

If a person who is not on your approved Friend list searches for you on Facebook, they will have access to your gender, profile photo, pages you're a fan of, and city where you live. You can adjust some of these default settings if you want to keep this information private.

You may be exposed to offensive material if people on your Friend list post such content on your Wall or on their NewsFeed. Parents, some teens think it is cool or funny to post sexually inappropriate content or coarse language. Talk to your teens about this and decide what you will do about it. There is also a live Chat feature available through Facebook which can give teens an uncensored forum to talk to each other in real time.





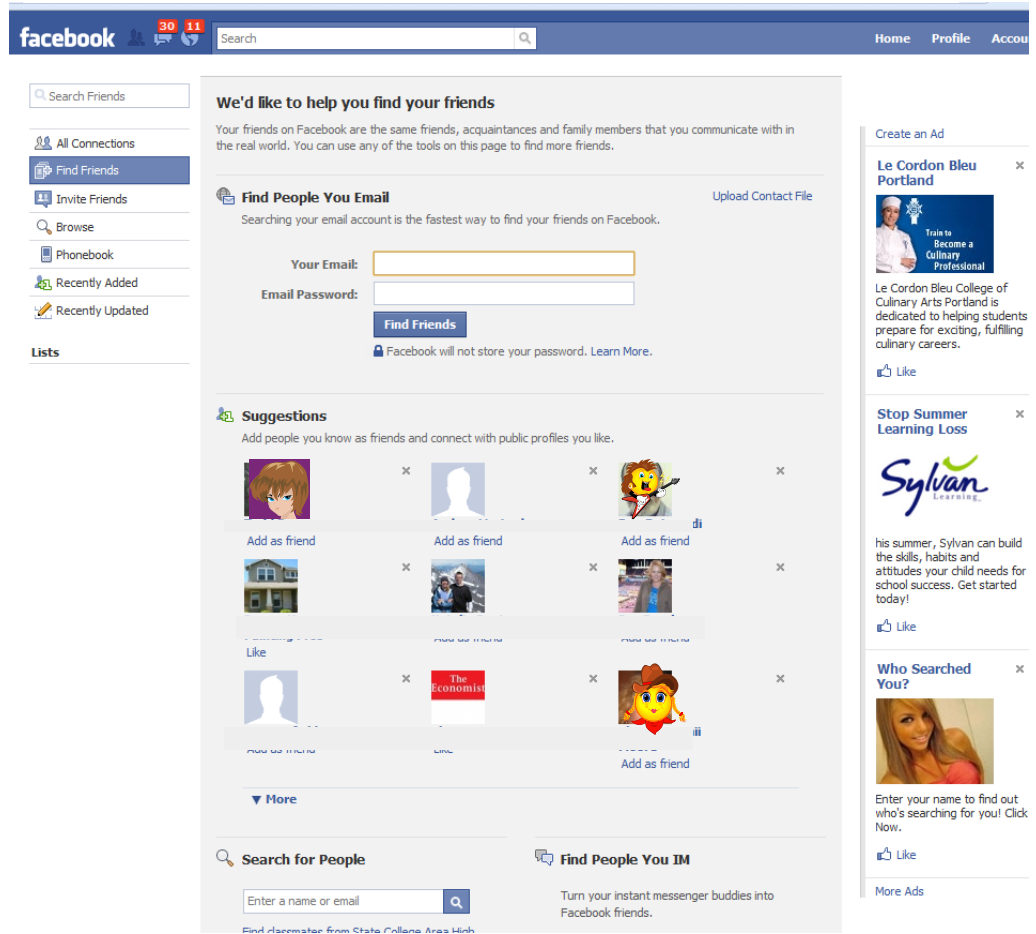
FACEBOOK 101


PERSONALIZE FACEBOOK

You can make your Facebook page a reflection of who you are by uploading a photo of yourself which will display next to your name on your friend's Facebook homepage.

You can tell others about your interests by clicking on the word Facebook on the Facebook website and going to "view my profile" (top left next to your name). Click on "edit my profile." Here you can add and subtract information about your interests, hobbies, education, and what contact information you want to have displayed.

You can also organize your Friends into lists. You can make a list of your coworkers or a list of your family members and click to see all their status updates on one screen.



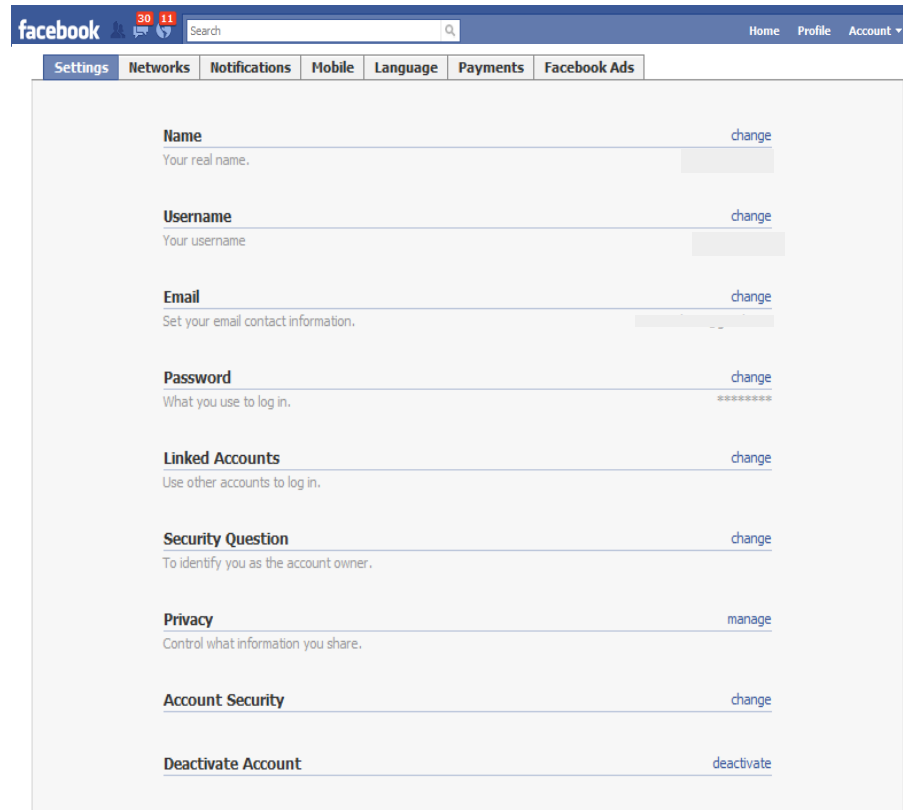



FACEBOOK 101

CHANGE SETTINGS

To adjust your security settings, just go to My Account on the top right of the Facebook homepage. As you browse through the Account Settings and Privacy Settings tabs, you can choose whether the information you post on Facebook is available to Everyone, Only Friends, Friends of Friends, or certain friends (Customize).

You can also choose if you want Facebook to send you emails to alert you to new content on your Wall.





FACEBOOK 101

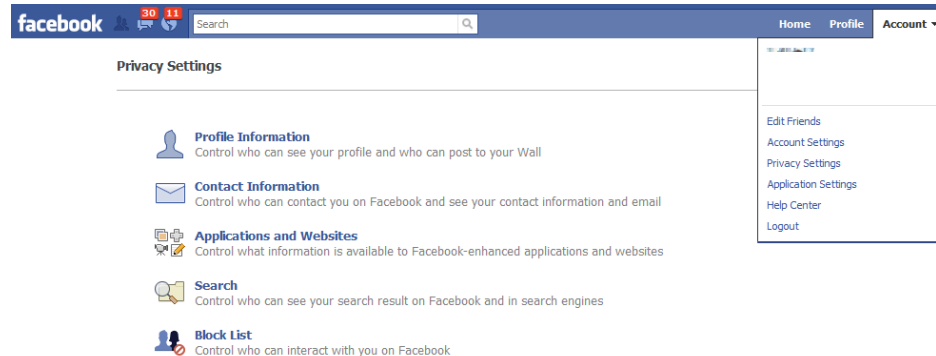
SAFETY CONSIDERATIONS FOR YOU AND YOUR KIDS


Protect your Profile – is there information in your profile that would make it too easy for someone to find you or impersonate you? Edit your profile to keep more of your information from the public eye and adjust your security settings to make sure that Only Friends can see your contact information.

Block People – Are there people on your Friend list who you don't know? Are there people who are posting offensive or threatening materials? You can Block or Unfriend these type of people.

Check yourself – Are you exercising good digital citizenship? Are you posting materials that could offend others or come back to haunt you later?

Decide what you want to make public – Who should see the pictures of your new puppy? Or your new baby? Think about restricting your posts to “Only Friends” in the My Account section of Facebook.






FACEBOOK 101

MAKING IT FUN


If you have some time to kill, why not check out some of the popular games available on Facebook. Farmville, Pet Society, Sudoku, and others can all be a lot of fun.



TOP 10 FACEBOOK GAMES

10. Biotronic
9. Restaurant City
8. MindJolt Games
7. Know-It-All Trivia
6. Zynga Poker
5. Bejeweled Blitz
4. YoVille
3. Mafia Wars
2. Word Challenge
1. Farmville

(As reported by Mashables in October 2009)



FACEBOOK 101

CONTACT US

CONTACT WEB WISE KIDS

BY MAIL:

Web Wise Kids
P.O. Box 27203
Santa Ana, CA 92799

BY PHONE:

(866) WEB-WISE toll free
or 714-435-2885

BY FAX:

714-435-0523

BY EMAIL:

info@webwisekids.org
www.webwisekids.org